

# Finsa Design

# Finsa

With over ninety years of experience, Finsa is a company that has pioneered the transformation, development and manufacture of products derived from wood. In connection with the environment, Finsa continues to work in response to the needs of the interior design and construction sector; in short, to contribute towards the creation of spaces we will be inhabiting in the coming years.

The company has made progress over the years without losing its essence, adapting to changing times, with sustainability as its core value and design as an idea for the future. The transformation process to which the raw material is subjected means that the wood does not lose its properties, but rather improves its efficiency through an industrial process based on the circular economy system.

Finsa has design embedded in its DNA not only as a fundamental part of the creation of its products, but also as one of its strong points of brand identity.

In this colour chart we incorporate the latest developments in decorative surfaces, offering a wide variety of options in decorative materials. In all these products and designs you can find a wide diversity, including more timeless surfaces and other more innovative proposals, offering great options for combinability between them, even between the different ranges.

# Connect with Finsa

---

**Finsa.com:**  
a website with all  
the information

The Finsa website is a tool that allows you to quickly and intuitively consult information on our wide range of products, including technical data sheets, catalogues and availability guides. It also gives you the opportunity to find out about the nearest distributors and the latest news from Finsa and the sector. In addition, architects, designers and interior designers can find inspiration on the website, thanks to the collection of projects made with our materials.

---

**Finsa room simulator:**  
compare and choose  
to your liking

Making interior design decisions and advising your clients on trends has never been easier: compare different designs from our range on your screen in the Finsa Room Simulator.

How does our Room Simulator work? Thanks to the “Comparison” mode, you can display two designs in the same room configuration at the same time. The detailed view allows you to see the effect of the design on the corresponding finish. Do you need to use and share those results outside our digital generator? You can create a report with all the details of the materials sampled for each render.

---

**Sample service:**  
as and when you want

Seeing is better than imagining. We can provide you with our general decorative promotool to help you discover the wide variety of our decorative surfaces. And if you want more detail to help make the final decision, our Sample Department can provide samples in DIN A4 format.

---

**Technical  
Consultancy Support:**  
we are part of your team

Finsa’s Technical Consultancy team is made up of professionals with extensive experience in the area of architecture and (interior) design projects. Their job will be to accompany you during your projects to advise you on wood solutions. We can offer recommendations regarding partners who can support the execution of the work, such as specialised distributors, industrialists and installers. In addition, we work on portfolios and other tools where we compile projects that use our materials to show the applied product and inspire you in your own work.

## Certifications

---




# Duo

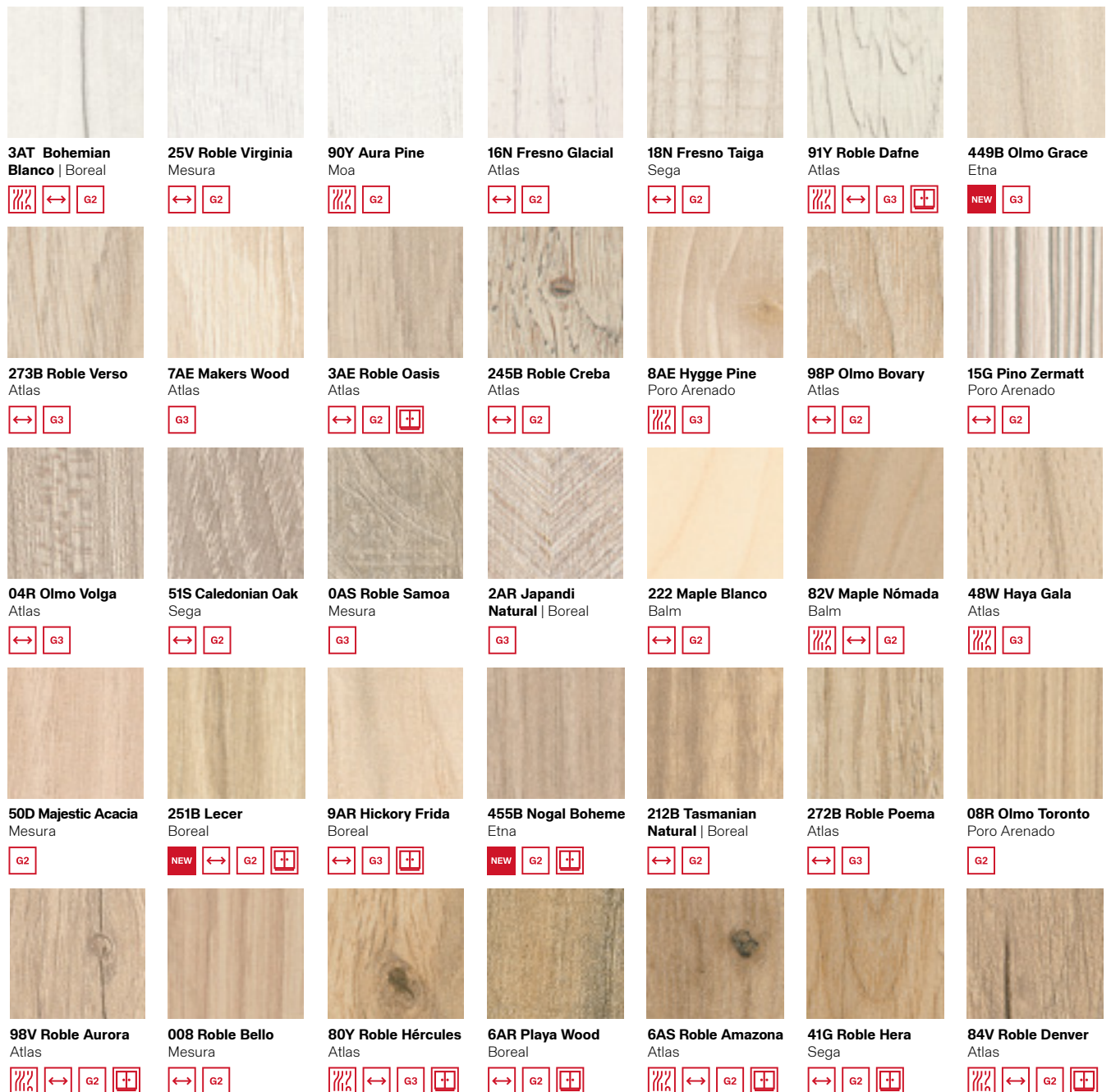
More information  
about the range here:















































Textures



Woods









































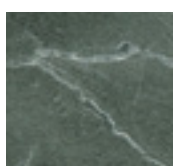

						
<b>66F Delicate Birch</b> Balm G2	<b>454B Nogal Fausto</b> Etna NEW G2	<b>7AR Fresno Lagom</b> Mesura G2	<b>19N Fresno Estepa</b> Segá G2	<b>399 Cerezo Luna</b> Mesura G2	<b>20B Cerezo Xacobeo</b> Balm G2	<b>37G Nogal Grove</b> Mesura G2
						
<b>83V Pino Pasadena</b> Poro Arenado G3	<b>24D Acacia Suave</b> Mesura G2	<b>5AE Nogal Slow</b> Atlas G2	<b>81V Nogal Siena</b> Balm G3	<b>33F Nogal Siroko</b> Atlas G3	<b>03C Nogal Canaletto</b> Mesura G2	<b>1AS Nogal Valentina</b> Mesura G3
						
<b>60U Nogal Victoria</b> Atlas G3	<b>261B Nogal Bali</b> Mesura G2	<b>79Y Old Oak</b> Atlas G2	<b>07R Olmo Ontario</b> Poro Arenado G2	<b>37E Richmond Plum</b> Mesura G2	<b>25D Acacia Choco</b> Mesura G2	<b>4AR Olmo Sabi</b> Boreal G3
						
<b>59S Castaño Rialto</b> Mesura G2	<b>73V Roble Tostado</b> Atlas G2	<b>95Q Roble Trufa</b> Mesura G2	<b>452B Roble Cooper</b> Mesura NEW G3	<b>274B Roble Romance</b>   Atlas G3	<b>97V Roble Colorado</b> Atlas G2	<b>57S Britannia Oak</b> Segá G2
						
<b>39G Fresno Tea</b> Segá G2	<b>255B Tasmanian Moka</b>   Boreal G2	<b>5AR Roble Palma</b> Mesura G2	<b>94Y Iron Oak</b> Atlas G2	<b>74V Roble Stella</b> Atlas G2	<b>56S Pino Árido</b> Poro Arenado G3	<b>24V Mystic Plomo</b> Segá G2
						
<b>17N Roble Joplin</b> Boreal G2	<b>3AR Olmo Wabi</b> Boreal G3	<b>451B Roble Newman</b> Mesura NEW G3	<b>4AE Roble Eternity</b> Atlas G2	<b>16G Pino Chamonix</b> Poro Arenado G2	<b>75Y Nassar Wood</b> Atlas G2	<b>20N Roble Sinatra</b> Atlas G2
						
<b>75V Roble Azabache</b>   Atlas G2	<b>9AU Roble Mina</b> Boreal G3					

Unicolors















<b>206 Gris 004</b> Soft III G2	<b>197 Gris Rioja</b> Soft III G2	<b>09F Gris Tormenta</b> Soft III ↔ G2	<b>4AT Gris Vesubio</b> Soft III G2	<b>60V Gris Suave</b> Soft III ↔ G2	<b>20R Duna</b> Soft III ↔ G2	<b>40Y Mineral Grey</b> Soft III ↔ G2
<b>01Q Gris Tórtora</b> Soft III ↔ G2	<b>14C Toffee</b> Soft III ↔ G2	<b>71A Gris Gu</b> Soft III ↔ G1 +	<b>188 Petróleo</b> Soft III ↔ G2	<b>231 Negro</b> Soft III ↔ G1 +	<b>85W Malva Talco</b> Soft III G3	<b>021 Lila</b> Soft III G2
<b>38W Lila Hawai</b> Soft III G3	<b>35W Candy</b> Soft III G3	<b>6AT Very Berry</b> Soft III G3	<b>22G Amarillo Sol</b> Soft III G3	<b>16R Amarillo Curry</b> Soft III G2	<b>0AU Amarillo Pompeya</b>   Soft III G2 +	<b>28G Mandarina</b> Soft III G2
<b>6AE Apricot Fruit</b> Soft III G3	<b>9AT Rosa Talco</b> Soft III G3	<b>60S Rosa Nube</b> Soft III G3	<b>5AD Terracota Nova</b> Soft III G3	<b>8AT Néctar Juice</b> Soft III G3	<b>95U Coral Fresh</b> Soft III G3	<b>254B Rojo Arcilla</b> Soft III G3
<b>172 Rojo</b> Soft III ↔ G2	<b>2AU Rojo Pompeya</b> Soft III ↔ G3 +	<b>466B Rojo Tassili</b> Soft III NEW G3	<b>61S Azul Nube</b> Soft III G3	<b>259B Azul Piedra</b> Soft III G3	<b>77V Azul Talco</b> Soft III G3	<b>6AD Aqua Blue</b> Soft III G3
<b>99P Azul Caribe</b> Soft III G3	<b>33G Azul Star</b> Soft III G3	<b>05Q Azul City</b> Soft III G3	<b>55C Azul Handy</b> Soft III ↔ G3	<b>139 Azul Eo</b> Soft III G3	<b>80V Azul Náutico</b> Soft III G3 +	<b>62S Verde Nube</b> Soft III G3
<b>54C Verde Natural</b> Soft III G3	<b>023 Verde Ecológico</b> Soft III ↔ G2	<b>5AT Verde Energy</b> Soft III G3	<b>86W Verde Talco</b> Soft III G2	<b>467B Verde Liquen</b> Soft III NEW G3 +	<b>465B Verde Plomo</b> Soft III NEW G3 +	<b>1AU Verde Salvia</b> Soft III G3
<b>7AT Verde Oliva</b> Soft III G3 +	<b>3AU Verde Arcilla</b> Soft III G3 +	<b>79V Verde Oxford</b> Soft III G3	<b>7AD Verde Jungla</b> Soft III G2			



Fantasies

						
<b>246B Canvas Greige</b> Ari ↔ G2	<b>247B Canvas Crudo</b> Ari ↔ G2	<b>248B Canvas Pardo</b> Ari ↔ G2	<b>73Y Selene Gris</b> Nude G2	<b>98Q Espiga Sal</b> Textil ↔ G2	<b>97Q Espiga Pimienta</b> Textil ↔ G2	<b>98G Textil Cuero</b> Nude ↔ G2
						
<b>1AE Tweed Natural</b> Textil G2	<b>0AE Tweed Terra</b> Textil G2	<b>456B Papira White</b> Moa NEW G3	<b>70A Perla</b> Moon ↔* G3	<b>266B Champán Metalizado</b>   Moon ↔* G3	<b>8AR Bronce Sálvora</b> Moon ↔* G3	<b>303 Gris Metalizado</b> Moon ↔* G3
						
<b>8AQ Aluminio Cava</b> Moon ↔* G3 +	<b>253B Titanio Tambo</b> Moon ↔* G3	<b>10R Blanco Chic</b> Soft III ↔ G3	<b>11R Visón Chic</b> Soft III ↔ G3	<b>53S Moka Chic</b> Soft III ↔ G3	<b>72E Aluminio Arosa</b> Soft III ↔ G3	<b>9AQ Corona Basalto</b> Teide ↔ G3 +
						
<b>2AS Corona Bronce</b> Teide ↔ G3 +	<b>457B Mars Canyon</b> Balm NEW ↔ G3 +	<b>0AT Creta Gris</b> Teide G2 +	<b>9AS Creta Marfil</b> Teide G2 +	<b>271B Gravity Hueso</b> Moa G3 +	<b>268B Gravity Niebla</b> Moa G3 +	<b>269B Gravity Arena</b> Moa G3 +
						
<b>267B Gravity Marengo</b>   Moa G3 +	<b>06F Cemento</b> Teide ↔ G2 +	<b>99Q Cemento Apolo</b> Teide G2	<b>0AR Lava Stone</b> Moa ↔ G3	<b>1AR Pietra Iseo</b> Moa G3 +	<b>44V Luna Nueva</b> Moa G2	<b>72Y Mármol Blanco</b> Teide ↔ G2 +
						
<b>2AE Mármol Atenea</b> Teide ↔ G2 +	<b>1AT Mármol Hades</b> Teide ↔ G2 +	<b>2AT Mármol Sahara</b> Soft III ↔ G3	<b>472B Mármol Flora</b> Teide NEW G3 +	<b>473B Mármol Artemisa</b> Teide NEW G3 +		

Unicolors


						
<b>040 Blanco Ártico</b> Soft III ↔ G2 +	<b>060 Blanco Polar</b> Soft III ↔ G2 +	<b>78E White SR209</b> Soft III ↔ G3 +	<b>184 Crema Sil</b> Soft III G2	<b>195 Gris Sarela</b> Soft III G2	<b>183 Crema 005</b> Soft III ↔ G2	<b>252B Marfil Talco</b> Soft III ↔ G2
						
<b>36W Biscuit</b> Soft III G2	<b>11C Sahara</b> Soft III ↔ G2	<b>15R Gris Coco</b> Soft III ↔ G2 +	<b>131 Arena</b> Soft III G2	<b>78V Gris Talco</b> Soft III G2	<b>34W Gris Calcio</b> Soft III G2	<b>U12 Natural Grey</b> Soft III ↔ G2 +

# Studio


More information  
about the range here:




Registered  
texture



Tango




Fado




Bolero

NEW


Deep  
texture



Rock & Roll



Blues



Calypso

NEW

Bolero



**475B Saona Trigo**

Bolero

NEW G5



**476B Saona Cognac**

Bolero

NEW G5



**477B Saona Oscuro**

Bolero

NEW G5



**474B Trinidad Silver**

Bolero

NEW G5



**478B Trinidad Antique**

Bolero

NEW G5



**479B Trinidad Dark**

Bolero

NEW G5

Calypso



**464B Aruba Natural**

Calypso

NEW G4



**461B Aruba Tostado**

Calypso


NEW G4



**462B Aruba Oscuro**

Calypso


NEW G4



**8AQ Aluminio Cava**

Calypso

NEW G4



**253B Titanio Tambo**

Calypso


NEW G4



**467B Verde Liquen**

Calypso

NEW G4



**466B Rojo Tassili**

Calypso

NEW G4



Fado



**325B Roble Calima**  
Fado



**326B Roble Estai**  
Fado



**327B Roble Barlovento**  
Fado



**328B Roble Socaire**  
Fado



**329B Roble Bitácora**  
Fado



Blues



**354B Roble Popa**  
Blues



**355B Roble Proa**  
Blues



**357B Roble Lof**  
Blues



**358B Roble Cabo**  
Blues



**359B Roble Azimut**  
Blues



**264B Navia Natural**  
Blues



**265B Navia Brown**  
Blues




**262B Versailles Gris**  
Blues



**263B Versailles Tostado**  
Blues




**78E White SR209**  
Blues




**15R Gris Coco**  
Blues



**15Y Roble Alabama**  
Blues



**61U Roble Memphis**  
Blues



**62U Roble Chicago**  
Blues



Rock & Roll




**256B Quebec Claro**  
Rock & Roll



**257B Quebec Natural**  
Rock & Roll



**275B Montana Bruma**  
Rock & Roll



**276B Montana Cognac**  
Rock & Roll




**58U Pino Sacramento**  
Rock & Roll



**57U Roble Iguazú**  
Rock & Roll



**64U Roble Niágara**  
Rock & Roll



**11Y Pino Valkiria**  
Rock & Roll



**06Y Wild Wood**  
Rock & Roll



**07Y Copper Patina**  
Rock & Roll



Tango



**78E White SR209**  
Tango




**15R Gris Coco**  
Tango



**01Q Gris Tórtora**  
Tango



**71A Gris Gu**  
Tango



**10U Fresno Patagonia**  
Tango



**09U Fresno Pampa**  
Tango



**11U Fresno Plata**  
Tango



**08U Fresno Rosario**  
Tango




# Technical Matt

More information  
about the range here:




Textures




**Technical Matt**


Technical Matt



**Blanco**  
Technical Matt



**Gris Claro**  
Technical Matt



**Cashmere**  
Technical Matt



**Titán**  
Technical Matt



**Negro**  
Technical Matt



**Mármol Blanco**  
Technical Matt



**Mármol Hades**  
Technical Matt



**Verde Glencoe**  
Technical Matt



**Azul Ceylan**  
Technical Matt



**Sunset Terracota**  
Technical Matt




NEW

# Topglass


More information  
about the range here:



Textures



**Topglass Glow**




**Topglass Matt**


Glow



**Blanco Pure**  
Topglass Glow



**Beige**  
Topglass Glow




**Negro**  
Topglass Glow




NEW

Matt



**Blanco Pure**  
Topglass Matt



**Beige**  
Topglass Matt



**Negro**  
Topglass Matt



NEW



**Ceniza**  
Topglass Matt



**Gris Souris**  
Topglass Matt




# Ideal


More information  
about the range here:



Textures



**Ideal Glow**



**Ideal Matt**

Unicolors




**Blanco Extra LBE**  
Ideal Glow




**060 Blanco Polar**  
Ideal Glow



**78E White SR209**  
Ideal Glow




**252B Marfil Talco**  
Ideal Glow




**15R Gris Coco**  
Ideal Glow




**71A Gris Gu**  
Ideal Glow



**231 Negro**  
Ideal Glow




**Blanco Extra LBE**  
Ideal Matt



**060 Blanco Polar**  
Ideal Matt



**78E White SR209**  
Ideal Matt




**252B Marfil Talco**  
Ideal Matt



**15R Gris Coco**  
Ideal Matt




**71A Gris Gu**  
Ideal Matt



**231 Negro**  
Ideal Matt

Metallic



**70A Perla**  
Ideal Matt




**266B Champán Metalizado**  
Ideal Matt



**8AR Bronce Sálvora**  
Ideal Matt



**303 Gris Metalizado**  
Ideal Matt



**8AQ Aluminio Cava**  
Ideal Matt



**253B Titanio Tambo**  
Ideal Matt




# Natur


More information  
about the range here:



Textures



Sega



Brushed

Natural veneers



Birch



Sycamore



American maple



White beech



Ash



Valsain pine



Pine



Quarter pine



Carolina pine



Eucalyptus



Steam beech



Anegre



Chestnut




White oak



Quarter oak



American red oak



American cherry



Bosse cedar



Iroko



Didetou



Amazakoué




Quarter sapele



Crown sapele



Etimoé



American walnut



Sucupira




Wenge

Reconstituted veneers




Oak SBA



Oak Bio




Oak Grey




Zebrano 7T235




Teak ST2T297




Walnut FN321



Wenge V46/V



Ebony 2E375




Mumbai rosewood

# Studio Natur


More information  
about the range here:



Textures



Sega



Brushed

Organic



AJ2 Keraban Sycamore | Sega



AH6 Fresno Alba




AH5 Roble Alba




AJ6 Roble Rigato



AJ0 Olivato Barisan



AH0 Espiga Goldoni



AH9 Espiga Foscari



AH4 Nogal Merlot



AH8 Castaño Flavia



AH3 Roble Country




AF1 Roble Rústico




AF2 Roble Nature Vintage



AJ8 Roble Barisan



AJ5 Roble Antique | Sega




AJ7 Roble Original



AJ4 Nogal Arno



AF6 Eucalipto Fumed



AF4 Roble Fumed Venato



AJ3 Moanda Wood



AJ9 Nogal Barisan



AH7 Acra Wood



AF4 Roble Fumed Trinity



AJ1 Jupiter Legno

Evoke



# Fibrapan Tex

More information  
about the range here:



**Fibrapan E-Z Tex**  
Flute



**Fibrapan E-Z Tex**  
Pirámide



**Fibrapan E-Z Tex**  
Prisma



**Fibrapan E-Z Tex**  
Cemento




**Fibrapan E-Z Tex**  
Mojave




**Fibrapan E-Z Tex**  
Trama



**Fibrapan E-Z Tex**  
Blocks



**Fibrapan E-Z Tex**  
Fuji



**Fibrapan E-Z Tex**  
Veta



# Fibracolour Tex


More information  
about the range here:




**Fibracolour Black E-Z Tex**  
Flute



**Fibracolour Black E-Z Tex**  
Pirámide




**Fibracolour Black E-Z Tex**  
Prisma



**Fibracolour Black E-Z Tex**  
Cemento



**Fibracolour Black E-Z Tex**  
Mojave




**Fibracolour Black E-Z Tex**  
Trama



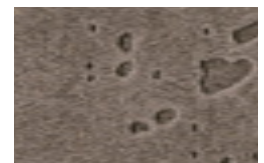
**Fibracolour Black E-Z Tex**  
Blocks



**Fibracolour Black E-Z Tex**  
Fuji



**Fibracolour Black E-Z Tex**  
Veta



**Fibracolour Grey E-Z Tex**  
Cemento

# Fibranatur Tex

More information  
about the range here:



**Fibranatur E-Z Tex Roble**  
Fuji



**Fibranatur E-Z Tex Roble**  
Mojave



**Fibranatur E-Z Tex Roble Rústico**  
Veta



**Fibranatur E-Z Tex Nogal**  
Fuji



**Fibranatur E-Z Tex Nogal**  
Mojave





# Infinite Tricoya Tex

NEW

More information about the range here:



New textured panel for exterior

## Outdoor fiberboard



### Durable

More durable, perfect for outdoor use or wet environments (indoor and outdoor).



### Freedom of design

All the design, machining and mounting flexibility options offered by MDF.



### Fungal resistance

An effective barrier against fungus decomposition.



### 50-year warranty

Peace of mind with a Tricoya® warranty of 50 years above ground and 25 years on ground.



### Dimensional stability

Drastic reduction in swelling and shrinkage.



### Ideal for coating

Its improved stability and strength will extend the life of the coating.



### Low maintenance costs

Significant reduction in maintenance frequency for exterior claddings.



### Sustainable sources

FSC® and PEFC™ certification of sustainably managed forests.



Finsa Infinite Tricoya® Tex Fuji

NEW



Finsa Infinite Tricoya® Tex Mojave

NEW



Finsa Infinite Tricoya® Tex Veta

NEW



Finsa Infinite Tricoya® Tex Trama

NEW




Finsa Infinite Tricoya® Tex Cemento

NEW

# Fibracolour

More information  
about the range here:



Fibracolour Black E-Z




Fibracolour Antracite E-Z



Fibracolour Grey E-Z



Fibracolour Red E-Z




Fibracolour Blue E-Z



Fibracolour Yellow E-Z

# Twincolour

More information  
about the range here:




Twincolour Antracite E-Z



Twincolour Grey E-Z



Twincolour Red E-Z



Twincolour Blue E-Z



Twincolour Yellow E-Z

# Greenpanel

More information  
about the range here:



Greenpanel E-Z



Greenpanel Black E-Z



## Fibracolour

Quality	Thicknesses (mm)	Black E-Z			Antracite E-Z	Yellow E-Z	Blue E-Z	Grey E-Z	Red E-Z
		2440x1220	3050x1220	2850x2100	2850x2100	2850x2100	2850x2100	2850x2100	2850x2100
Standar	3			180					
	8			72					
	10	70		56	28	28	28	28	28
	12		60						
	16	46		36					
	18	40	40						
	19	42		28	14	14	14	14	14
	25			24					
	30			20					
Flame retardant	16			36					
	19			28					

\*\*\* Availability of boards from one unit for articles with gray background.

## Twincolour

Quality	Thicknesses (mm)	Antracite E-Z	Yellow E-Z	Blue E-Z	Grey E-Z	Red E-Z
		2850x2100	2850x2100	2850x2100	2850x2100	2850x2100
Standar	16	12	12	12	12	12

\*\*\* Availability of boards from one unit for articles with gray background.

## Greenpanel

Quality	Thicknesses (mm)	Greenpanel E-Z	Greenpanel Black E-Z
		2850x2100	2850x2100
Standar	28	25	
	38	18	18
	50	14	
	60	12	

\*\*\* Availability of boards from one unit for articles with gray background.

# Duo

Quality	Thicknesses (mm)	Fimaplast (particle board)			Superpan Decor (special board)			Fibrplast (fibreboard)			Superpan Star Decor (special lightweight board)	Finlightplast (special lightweight board)
		2440x1220	2440x2100	2850x2100	2440x1220	2440x2100	2850x2100	2440x1220	2440x2100	2850x2100	2850x2100	2850x2100
Standar	3							60	60			
	4							60	60			
	5							60	60			
	6							60	60			
	8	60		30			30	60		30		
	10	60	30	30	60	30	30	60	30	30		
	12			30								
	16	46	36	36	46	36	36	46	36	36		
	18	40		32	40		32	40		32		
	19	42	28	28	42	28	28	42	32	28		
	22			24			24			24		
	25		24	24			24					
	30	26	20	20	26		20			20		
	35			16							16	
	40			12							12	
50											12	

\*\*\* Availability of boards from one unit for articles with gray background.

Quality	Thicknesses (mm)	Fimaplast E-Z (particle board)	Superpan Decor E-Z (special board)	Fibrplast E-Z (fibreboard)	Fibracolorplast Black E-Z (mass-coloured board)		Compacmel Plus E-Z (special high-density board)
		2850x2100	2850x2100	2850x2100	2440x1220	2850x2100	2850x2100
Standar E-Z	8						30**
	10	30	30	30		30	28**
	12						24**
	13						22**
	16	36	36	36	46	36	
	19	28	28	28	42	28	
	30					20	

\*\* Designs available in preferential service: Aluminio Arosa, Azul Eo, Amarillo Sol, Crema 005, Gris Gu, Natural Grey, Negro, Rojo, Verde Natural, White SR209 in Soft III finish.

Quality	Thicknesses (mm)	Fimaplast moisture resistant (particle board)			Superpan Decor moisture resistant (special board)		Fibrplast moisture resistant (fibreboard)
		2440x1220	2440x2100	2850x2100	2440x1220	2850x2100	2850x2100
Moisture resistant	10	60		30		30	30
	16	46	36	36	46	36	36
	18			32		32	32
	19	42	28	28	42	28	28
	30			20			30

\*\*\* Availability of boards from one unit for articles with gray background.

Quality	Thicknesses (mm)	Fimaplast flame retardant E-Z (particle board)	Fibrplast flame retardant E-Z (fibreboard)	Fibracolor plast Black flame retardant E-Z (mass-coloured board)	Compacmel Plus flame retardant E-Z (special high-density board)
		2850x2100	2440x1220	2850x2100	2850x2100
Flame retardant	8				30**
	10	30		30	
E-Z	16	36	46	36	
	18			32	
	19	28	42	28	

\*\*\* Availability of boards from one unit for articles with gray background.

\*\* Designs available in preferential service: Aluminio Arosa, Azul Eo, Amarillo Sol, Crema 005, Gris Gu, Natural Grey, Negro, Rojo, Verde Natural, White SR209 in Soft III finish.

		Finsa Infinite Tricoya® Decor* (special board)
Quality	Thicknesses (mm)	2850x2100
Tricoya	12	30
	19	28
	25	24

\* Only Soft III, P.Arenado, Textil, Teide, Atlas, Nude, Boreal y Segá finishes.

## Studio

Quality	Thicknesses (mm)	Superpan Decor (special board)	Fibraplast (fibreboard)
		2850x2100	2850x2100
Estándar	10	30	30
	16	36	36
	18	32	
	19	28	28
	22	24	
	30	20	20

\*\*\* Availability of boards from one unit for articles with gray background.

Quality	Thicknesses (mm)	Superpan Decor moisture resistant E-Z (special board)	Fibraplast moisture resistant E-Z (fibreboard)
		2850x2100	2850x2100
Moisture resistant E-Z	16	36	36
	19	28	28

Quality	Thicknesses (mm)	Fimaplast Fire Retardant E-Z (particle board)	Fibraplast Fire Retardant E-Z (fiber board MDF)
		2850x2100	2850x2100
Fire retardant E-Z	10	30	30
	16	36	36
	18	32	32
	19	28	28

## Ideal

Quality	Thicknesses (mm)	Fibraplast E-Z (fibreboard)
		2800x1220
Standar E-Z	18	20

\*\*\* Availability of boards from one unit for articles with gray background.

## Technical Matt

Quality	Thicknesses (mm)	Superpan Plus E-Z (special board)
		3050x1220
Standar E-Z	19	20
	22	20

\*\*\* Availability of boards from one unit for articles with gray background.

## Topglass

Quality	Thicknesses (mm)	Superpan E-Z (special board)
		2800x1300
Standar E-Z	18	10

\*\*\* Availability of boards from one unit for articles with gray background.

## Lam

Quality	Thicknesses (mm)	Finsa Infinite Tricoya® Lam (special board)
		3050x1220
Tricoya	12	30**
	15	25**
	18	20**

\*\*\* Availability of boards from one unit for articles with gray background.

\*\* Designs available: Blanco EXT, Gris EXT, Negro EXT



# Natur

Quality	Thicknesses (mm)	Fimanatur (particle board)			Fibranatur (fibreboard)			Finplynatur (vener poplar board)	Superpan Star Natur (special board)	Finlight Natur (special board)
		2440x1220	3050x1220	2850x2100	2440x1220	3050x1220	2850x2100	2500x1220	2850x2100	2850x2100
Standar	4				30					
	5							30		
	6				30	30				
	9	24			24			24		
	11	24	24	24	24	24	24			
	13				24	24				
	16	24	24	24	24	24	24	24		
	19	24	24	24	24	24	24	24		
	26				18	18				
	31	18		18	18	18	18			
	36								16	16
	39									16
	41	18				18	18		12	12
	51									12

\*\*\*Availability of boards from one unit for articles with gray background.

Quality	Thicknesses (mm)	Fibranatur E-Z (fibreboard)	Fibracolour Black Natur E-Z (mass-coloured board)		
		3050x1220	2440x1220	3050x1220	2850x2100
Standar E-Z	11		24		
	13			24	
	19	24	24	24	
	20				24
	41	18			

\*\*\*Availability of boards from one unit for articles with gray background.

Quality	Thicknesses (mm)	Fibranatur flame retardant E-Z (fibreboard)		Fibracolour flame retardant Black Natur E-Z (mass-coloured board)
		2440x1220	3050x1220	2850x2100
Flame retardant E-Z	11	24	24	
	16	24	24	
	19	24	24	
	20			24
	31	18		

\*\*\*Availability of boards from one unit for articles with gray background.

Quality	Thicknesses (mm)	Fimanatur moisture resistant (particle board)	Fibranatur moisture resistant (fibreboard)	
		2440x1220	2440x1220	3050x1220
Moisture resistant	10			
	11	24	24	
	13			
	16		24	
	17	24		
	19		24	24

\*\*\*Availability of boards from one unit for articles with gray background.

\*\*\*Preferred Offer: Only 3050x1220 mm format and Quality 035/(037 or various) sheets and Quality 031 reconstituted sheets. Multiples of two boards.

Multispecies Pallet: Several Natur and Studio Natur veneers can be combined as long as it is the same support, format and finish, except Natur Vintage Oak, Original Oak and Antique Oak.

## Studio Natur

Quality	Thicknesses (mm)	Fimanatur (particle board)		Fibranatur (fibreboard)		Finplynatur (vener poplar board)
		2440x1220	3050x1220	2440x1220	3050x1220	2500x1220
Standar	4			30		
	5					30
	6			30	30	
	9	24		24		24
	11	24	24	24	24	
	13			24	24	
	16	24	24	24	24	24
	19	24	24	24	24	24
	26			18	18	
	31	18		18	18	
	41	18		18	18	

\*\*\*Availability of boards from one unit for articles with gray background.

Quality	Thicknesses (mm)	Fibranatur E-Z (fibreboard)	Fibracolor Black Natur E-Z (mass-coloured board)	
		3050x1220	2440x1220	3050x1220
Standar E-Z	11		24	
	13			24
	19	24	24	24
	41	18		

\*\*\*Availability of boards from one unit for articles with gray background.

Quality	Thicknesses (mm)	Fibranatur flame retardant E-Z (mass-coloured board)	
		2440x1220	3050x1220
Flame retardant E-Z	11	24	24
	16	24	24
	19	24	24
	31	18	

\*\*\*Availability of boards from one unit for articles with gray background.

Quality	Thicknesses (mm)	Fimanatur moisture resistant (particle board)	Fibranatur moisture resistant (fibreboard)	
		2440x1220	2440x1220	3050x1220
Moisture resistant	10			
	11	24	24	
	13			
	16		24	
	17	24		
	19		24	24
	20	24		

\*\*\*Availability of boards from one unit for articles with gray background.

\*\*\*Preferred Offer: Only 3050x1220 mm format and Quality 035/(037 or various) sheets and Quality 031 reconstituted sheets. Multiples of two boards.

Multispecies Pallet: Several Natur and Studio Natur veneers can be combined as long as it is the same support, format and finish, except Natur Vintage Oak, Original Oak and Antique Oak.

## Fibracolour Tex

			Fibracolour Black E-Z Tex									Fibracolour Grey E-Z Tex
Quality	Thicknesses (mm)	Format	Cemento	Blocks	Fuji	Mojave	Prisma	Trama	Veta	Flute	Pirámide	Cemento
Standar	19	2800x1220	20	20	20	20	20	20	20	20	20	20

\*\*\* Availability of boards from one unit for articles with gray background.

## Fibrapan Tex

			Fibrapan E-Z Tex								
Quality	Thicknesses (mm)	Format	Cemento	Blocks	Fuji	Mojave	Prisma	Trama	Veta	Flute	Pirámide
Standar	19	2800x1220	20	20	20	20	20	20	20	20	20
	22	2800x1220	12		12				12		

\*\*\* Availability of boards from one unit for articles with gray background.

## Fibranatur Tex

			Fibranatur E-Z Tex				
Quality	Thicknesses (mm)	Format	Nogal Fuji	Nogal Mojave	Roble Fuji	Roble Mojave	Roble Rústico Veta
Standar	19	3000x1220	20	20	20	20	20

\*\*\* Availability of boards from one unit for articles with gray background.

## Infinite Tricoya Tex

			Infinite Tricoya Tex				
Quality	Thicknesses (mm)	Format	Cemento	Fuji	Mojave	Trama	Veta
Tricoya	18	3000x1220	20	20	20	20	20

\*\*\* Availability of boards from one unit for articles with gray background.

# Finsa

TECHNIGEL®

[finsa.com](https://finsa.com)

[f](#) [t](#) [@](#) [p](#) [v](#) [in](#)